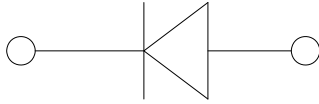





### Transient Voltage Suppressor Diodes



#### Features

- Excellent clamping capability
- Low dynamic impedance
- Solder dip 275  $\mu$ m  $\pm$  10% per JESD 22-B10 \*

#### Mechanical Data

- Package: DO-204AC(DO-15)
- Molding compound meets UL - 4 V-0 flammability rating  $\checkmark$  RoHS-compliant
- Terminals: Tin plated leads  $\checkmark$  solderable per J-STD-002 and JESD22-B102
- Polarity: Color band denotes cathode end

#### Maximum Ratings (Ta = 25 $\text{^\circ}$ C)

PARAMETER	SYMBOL	UNIT	Max
Peak power dissipation $\checkmark$ with a 10/1000us waveform	$P_{330}$	W	
3 HDN SXOVH FXUUHQW ZLWK <sup>A</sup> D XV ZDYHIRUP $\mu$ s	$P_{330}$	W	6.0
3RZHU GLVVLSDWLRQ RQ LQILQLWH KHDW VLQNDW $\text{^\circ}$ C	$T_{330}$	$\text{^\circ}$ C	175
	$T_{67}$	$\text{^\circ}$ C	70

#### Electrical Characteristics (Ta = 25 $\text{^\circ}$ C)

PARAMETER	SYMBOL	UNIT	VALUE
Maximum instantaneous forward voltage @ 35A for unidirectional only	$V_{FM}$	V	3.5

#### Ordering Information

1RWHV 1RQ UHSHWLWLYH FXUUHQW SXOVH SHULJLJ DQG GHUDWHG DERYH 0HDVXUHG RQ PVLQHQZDYHKRO HTHZDYGHGXWVFXDOSHUSLQXWH PD[LPP

#### Ordering Information (Example)

PREFERRED P/N	PACKAGE CODE	UNIT WEIGHT(g)	MINIMUM PACKAGE(pcs)	INNER BOX QUANTITY(pcs)	OUTER CARTON QUANTITY(pcs)	DELIVERY MODE
SA SERIES	D1	Approximate 0.3	3000	3000	30000	Tape
SA SERIES	C1	Approximate 0.3	500	500	25000	Bulk

# SA SERIES

---



# SA SERIES

Electrical Characteristics  $\Delta T_D$  8 QOHVV RWKHU  $\Delta$ LVH VSHFLILHG

3DUW 1XPEH 8QL	3DUW 1XPEH %L	%UHDNGRZQ %R,Q	0D[LPXF 5HYHUV /HDNDJH # 9 <sub>0</sub> - \$
----------------------	---------------------	-------------------	---



# SA SERIES

Electrical Characteristics  $\ddot{A} 7_D$

8QOHVV RWKHUŽLVH VSHFLILHG

3DUW 1XPEH 8QL	3DUW 1XPEH %L	%UHDNGRZQ 9RQ			0D[LXP 5HYHUV /HDNDJH # 90 - \$	:RUNLQ 3HDN 5HYHUV 9ROWD 95.0 9	0D[LXP 5HYHUV 6XUJH &XUUHQ \$	0D[LXP &ODPSL 9ROWDJ # 33 9	0D[LXP 7HPSHUD &RHILFL 9%5 f&	WXUH HQR RI
		0LQ 9	0D[ 9	,7 P\$						
6\$ \$	6\$ &\$									
6\$	6\$ &									
6\$ \$	6\$ &\$									
6\$	6\$ &									
6\$ \$	6\$ &\$									
6\$	6\$ &									
6\$ \$	6\$ &\$									
66\$	6\$ &									

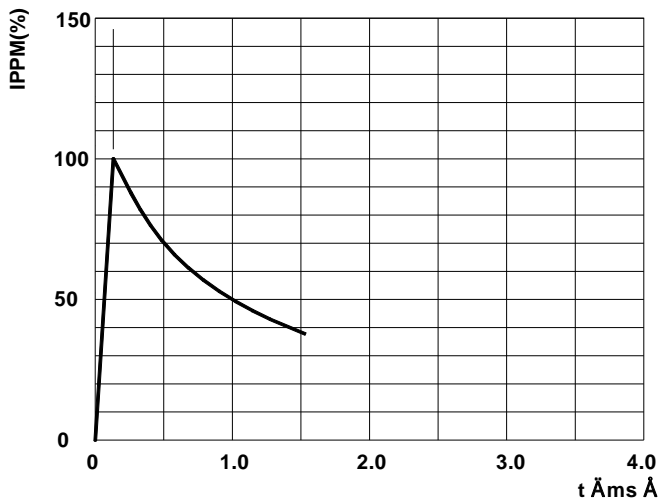
080



# SA SERIES

## vCharacteristics (Typical)

FIG3: Pulse Waveform



# SA SERIES

---



# SA SERIES

## Disclaimer

The information presented in this document is for reference only. Yangjie Electronics Technology Co., Ltd. reserves the right to make changes without notice for the specification of the products displayed herein to improve reliability or function design or otherwise.

The product listed herein is designed to be used with ordinary electronic equipment or devices and not designed to be used with equipment or devices which require high level of reliability or malfunction of which would directly endanger human life (such as medical instruments, transportation equipment, aerospace machinery, nuclear-reactor controllers or fuel controllers and other safety devices). Yangjie or anyone on its behalf assumes no responsibility or liability for any damages resulting from such improper use of sale.

This publication supersedes or replaces all information previously supplied. For additional information, please visit our website <http://www.21yangjie.com> or consult your nearest Yangjie sales office for assistance.